

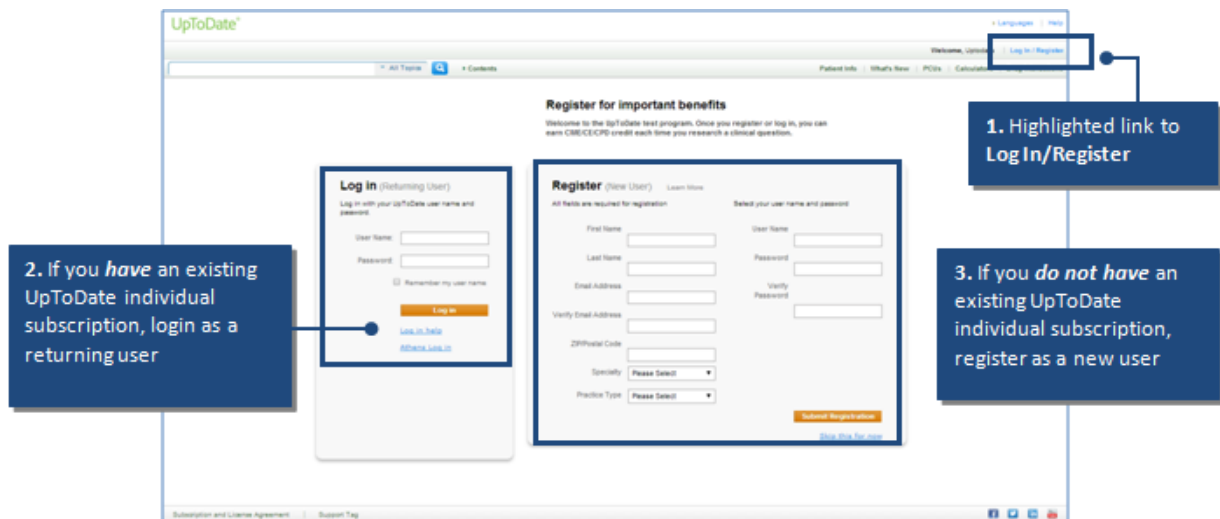
UpToDate® Anywhere in St Helens & Knowsley Hospitals NHS Foundation Trust



Getting started:

In order to gain access to UpToDate Anywhere you will need to first access UpToDate from within the trust and register for a new account OR login with your current UpToDate credentials when the registration page appears. Once registered, you will have access to UpToDate from any web browser and on up to two mobile devices.

- 1 From within the trust click on the UpToDate desktop icon on any trust computer - then click on the "Login/Register" tab in the upper right hand corner of the UpToDate page.
- 2 If you already have an account with UpToDate, then log in using your existing credentials
- 3 To create a new account - please register as a new user and create your username and password as shown in the pop up box.



The screenshot shows the UpToDate website interface. At the top right, a 'Log In/ Register' link is highlighted with a blue box and a callout: '1. Highlighted link to Log In/ Register'. Below this, the page is divided into two main sections: 'Log in (Returning User)' and 'Register (New User)'. The 'Log in' section has fields for 'User Name' and 'Password', a 'Remember my user name' checkbox, and a 'Log in' button. A callout points to this section: '2. If you *have* an existing UpToDate individual subscription, login as a returning user'. The 'Register' section has fields for 'First Name', 'Last Name', 'Email Address', 'Verify Email Address', 'ZIP/Postal Code', 'Specialty' (a dropdown menu), and 'Practice Type' (a dropdown menu). It also has 'User Name' and 'Password' fields, a 'Verify Password' field, and a 'Submit Registration' button. A callout points to this section: '3. If you *do not have* an existing UpToDate individual subscription, register as a new user'.

Important: You will use your username and password to access UpToDate from mobile apps and the UpToDate website login.

If you have any questions please contact:

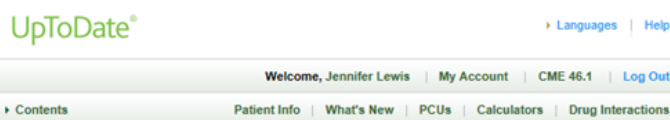
library@sthk.nhs.uk

Register and earn CME/CPD:

Remember: You must register from within the St Helens & Knowsley Hospitals network via the intranet in order to gain access to the mobile apps and accrue CME credits. Complete all fields and click "Submit Registration."

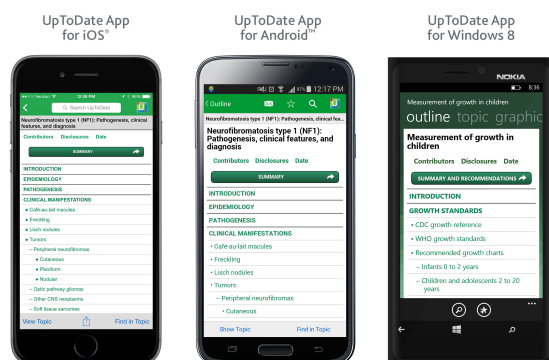
This is a onetime registration. Once registered, you will receive an email confirmation from UpToDate.

To ensure you are logged in correctly and earning CME credits, check to make sure the CME tab appears in the navigation bar as shown below.



UPTODATE® ANYWHERE MOBILE APPS!

You are now able to download any of our mobile apps on up to two devices:



Go to your respective App Store on your device and download the free UpToDate Mobile App. Once it has downloaded, please use the UpToDate username and password you created during the registration process to log in.

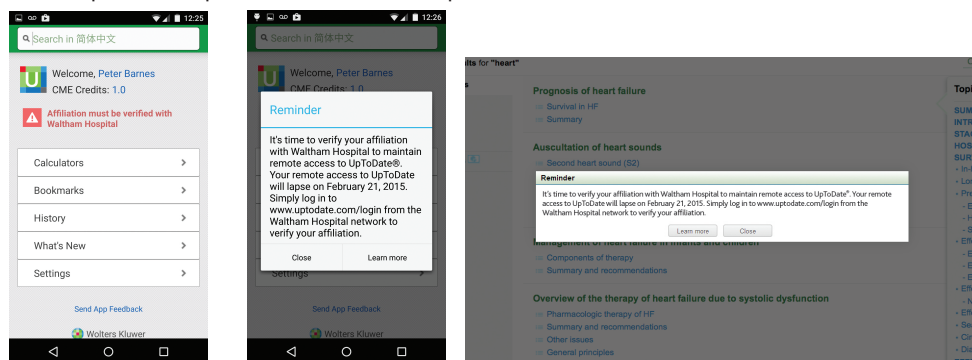
REMOTE-ACCESS to UpToDate:

In addition to the mobile device, with the credentials that you created during the registration process, you can now access UpToDate from any computer with internet access. Simply go www.uptodate.com from any web browser and click the "Log In" button located in the top right corner of the website.

90 Day Re-Verification Required

You need to verify affiliation with St Helens & Knowsley Hospitals NHS to maintain mobile and remote access. Complete verification every 90 days by logging into UpToDate from any computer that is connected to the institutions network.

Please Note: In-application & email messaging will inform you of the need to verify affiliation if you have not done so by Day 80. You will receive a second alert at Day 90. If you fail to re-verify by Day 90, you will lose mobile and remote access. To regain access, please complete the re-verification process outlined above.



For more information on how to download the App please go to:

<http://www.uptodate.com/home/uptodate-mobile-access>

